



PHILIPPINE ECONOMY AT-A-GLANCE

CURRENT DATA ON THE PHILIPPINE ECONOMY

	ANNUAL			YEAR-TO-DATE
	2015	2016	2017	2018
REAL SECTOR				
Gross national income growth, in %	5.8	6.7	6.6	6.0 (Sem1)
GDP growth, in %	6.1	6.9	6.7	6.4 (Sem1)
Per capita GDP growth, in %	4.3	5.1	5.0	4.6 (Sem1)
Per capita GDP, in US\$	1,645	1,657	1,639	816.03 (Sem1)
PRICES				
Headline inflation rate, in %	0.7	1.3	2.9	4.5 (Jan-Jul)
Core inflation rate, in %	1.0	1.6	2.4	3.6 (Jan-Jul)
Peso-dollar rate, average in P/US\$	45.50	47.49	50.40	52.16 (Jan-Jul)
91-day T-bill rate, in %	1.77	1.50	2.15	3.07 (Jan-Jul)
PSEi	6,952.08	6,840.64	8,558.42	7,672.00 (End-Jul)
EMPLOYMENT				
Labor productivity growth, in %	3.5	3.0	7.5	4.6 (Sem1)
Unemployment rate, in %	6.3	5.5	5.7	5.5 (Apr)
Underemployment rate, in %	18.5	18.4	16.1	17.0 (Apr)
Net new jobs generated, in millions	1.18	1.10	(0.66)	0.63
EXTERNAL SECTOR				
Merchandise exports growth, in %	(5.6)	(2.4)	19.7	(3.8) (Jan-Jun)
Merchandise imports growth, in %	2.0	18.3	14.2	13.2 (Jan-Jun)
Overseas Filipinos' personal remittances, in billion US\$	28.3	29.7	31.3	15.8 (Jan-Jul)
Net foreign direct investments, in billion US\$	5.6	8.3	10.0	4.8 (Jan-May)
Balance of payments position, in billion US\$	2.6	(0.4)	(0.9)	(3.3) (Jan-Jun)
Gross international reserves, in billion US\$	80.7	80.7	81.6	76.7 (End-Jul)
International visitor arrivals, in millions	5.4	6.0	6.6	3.2 (Jan-May)
FISCAL SECTOR				
Tax effort, in % of GDP	13.6	13.7	14.2	15.2 (Sem1)
Fiscal deficit, in % of GDP	0.9	2.4	2.2	(2.3) (Sem1)
Outstanding national government debt, in % of GDP	44.7	42.1	42.1	42.6 (Sem1)
FINANCIAL AND MONETARY SECTOR				
Bank lending growth, in %	13.1	17.3	19.4	19.1 (End-Jun)
Nonperforming loans of universal/commercial banks, in %	1.6	1.4	1.2	1.3 (End-Jun)
Domestic liquidity (M3) growth, in %	9.4	12.7	11.9	11.7 (End-Jun)
INTERNATIONAL COMPETITIVENESS				
Global Competitiveness Index, percentile rank	34	41	41	<i>no release yet</i>
Ease of Doing Business, percentile rank	50	54	59	59
Index of Economic Freedom, percentile rank	43	39	32	34
World Competitiveness Yearbook, percentile rank	67	69	65	79
QUALITY OF LIFE				
Self-rated poverty (SWS), average % of families	50	44	46	48 (Q2)
Self-rated food poverty (SWS), average % of families	35	31	33	34 (Q2)

Sources: BSP, BTr, DOT, WEF, WB, The Heritage Foundation, IMD, PSA, PSE, SWS, and MBC Programs and Projects
Note: Data as of 30 August 2018

**METRO
PACIFIC**
INVESTMENTS

SGV

**Building a better
working world**



**INVESTMENTS
CORPORATION**

INDICATORS

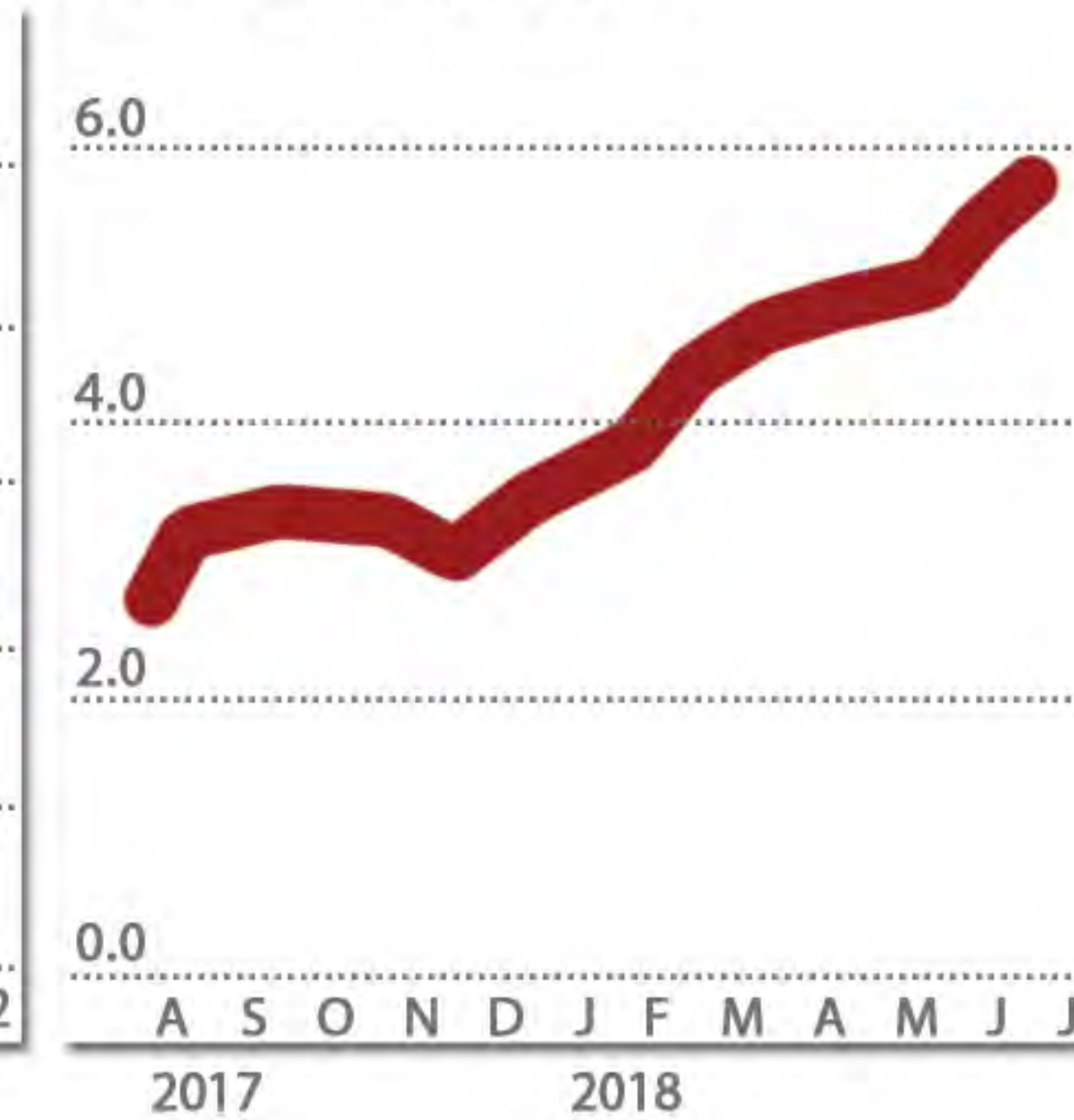
GDP Growth Rate
(vs. same quarter, year-ago, %)



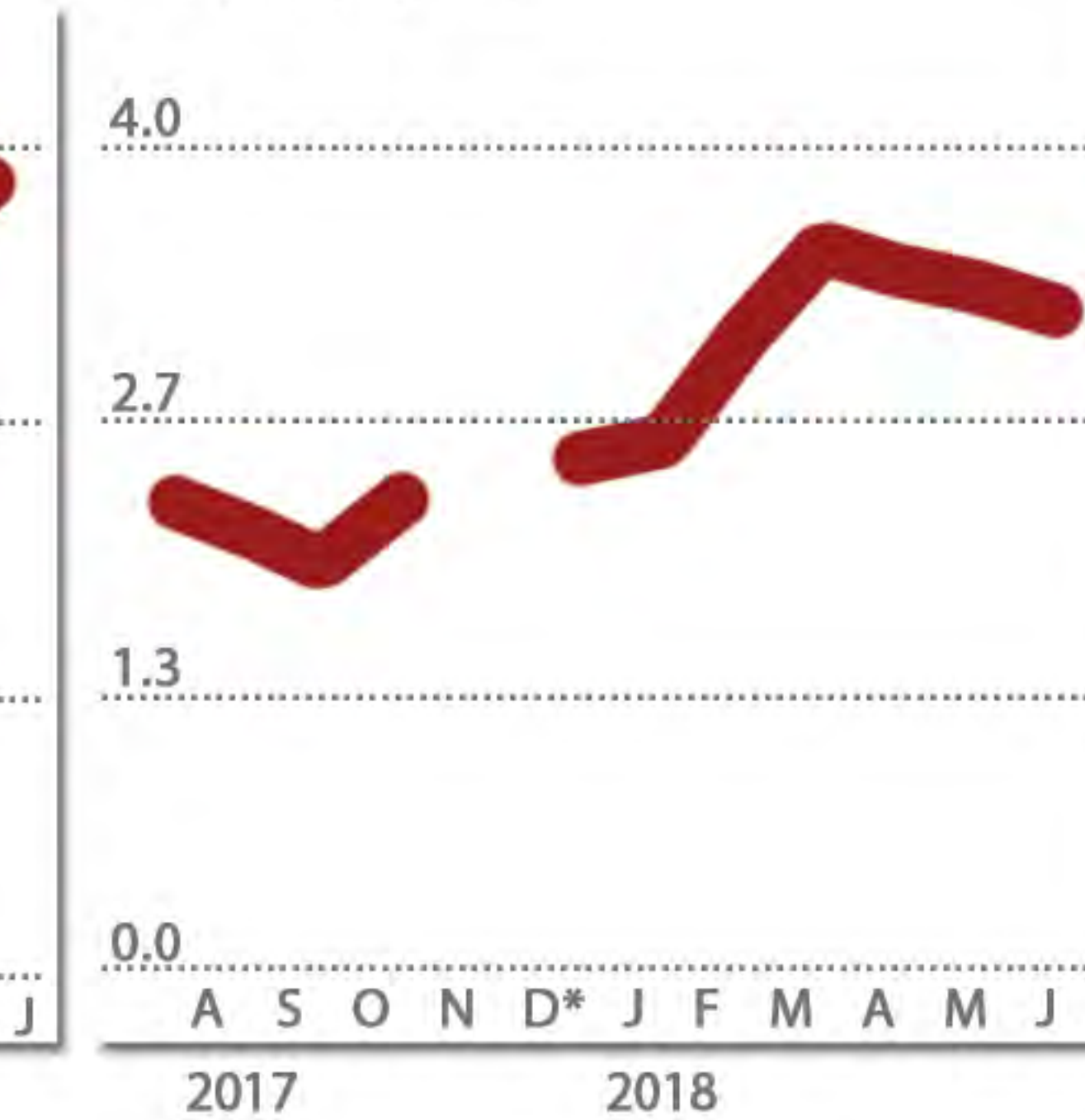
Unemployment Rate
(vs. same quarter, year-ago, %)



Inflation Rate
(vs. same month, year-ago, %)



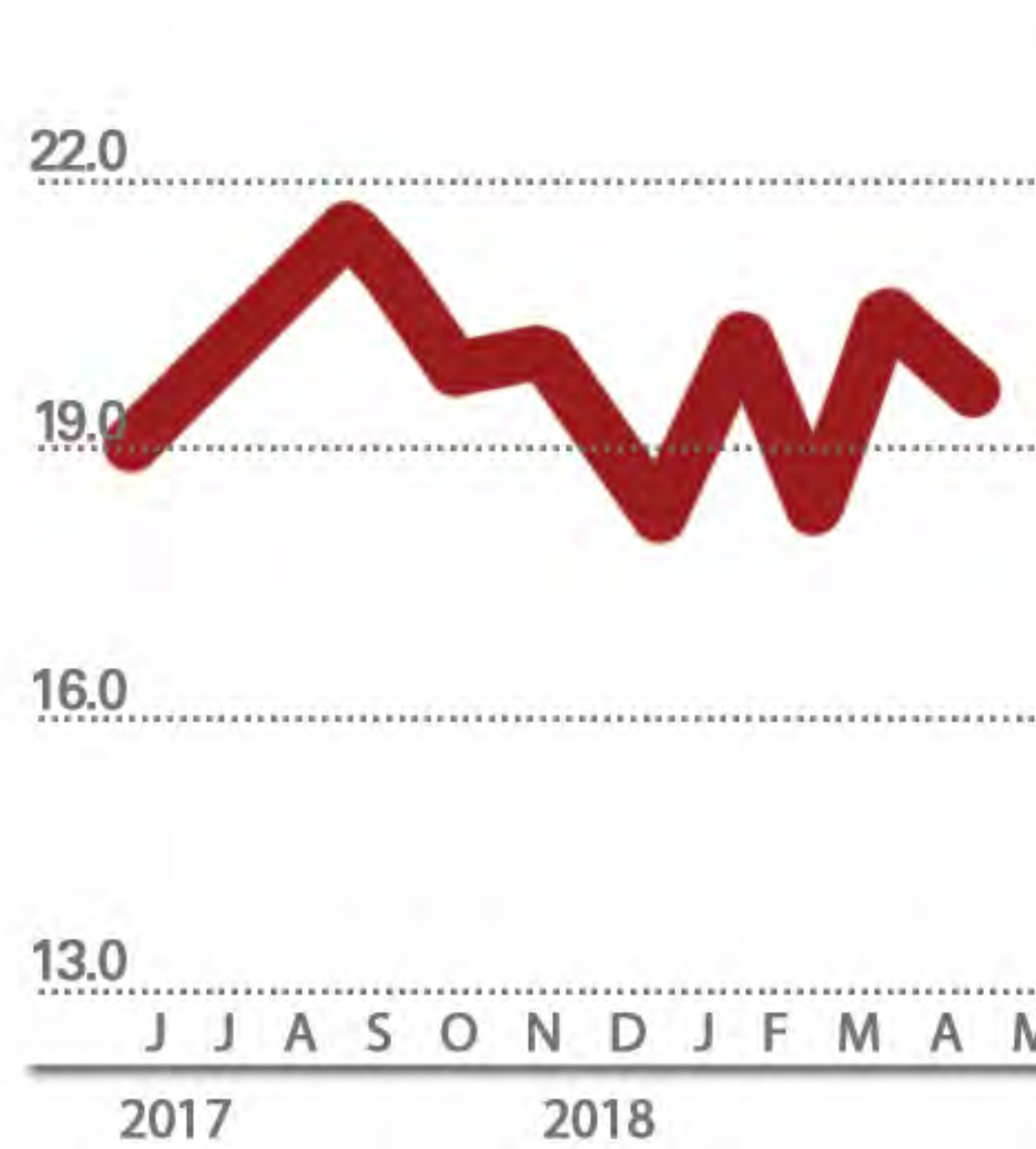
91-Day T-Bill Rate
(monthly average, %)



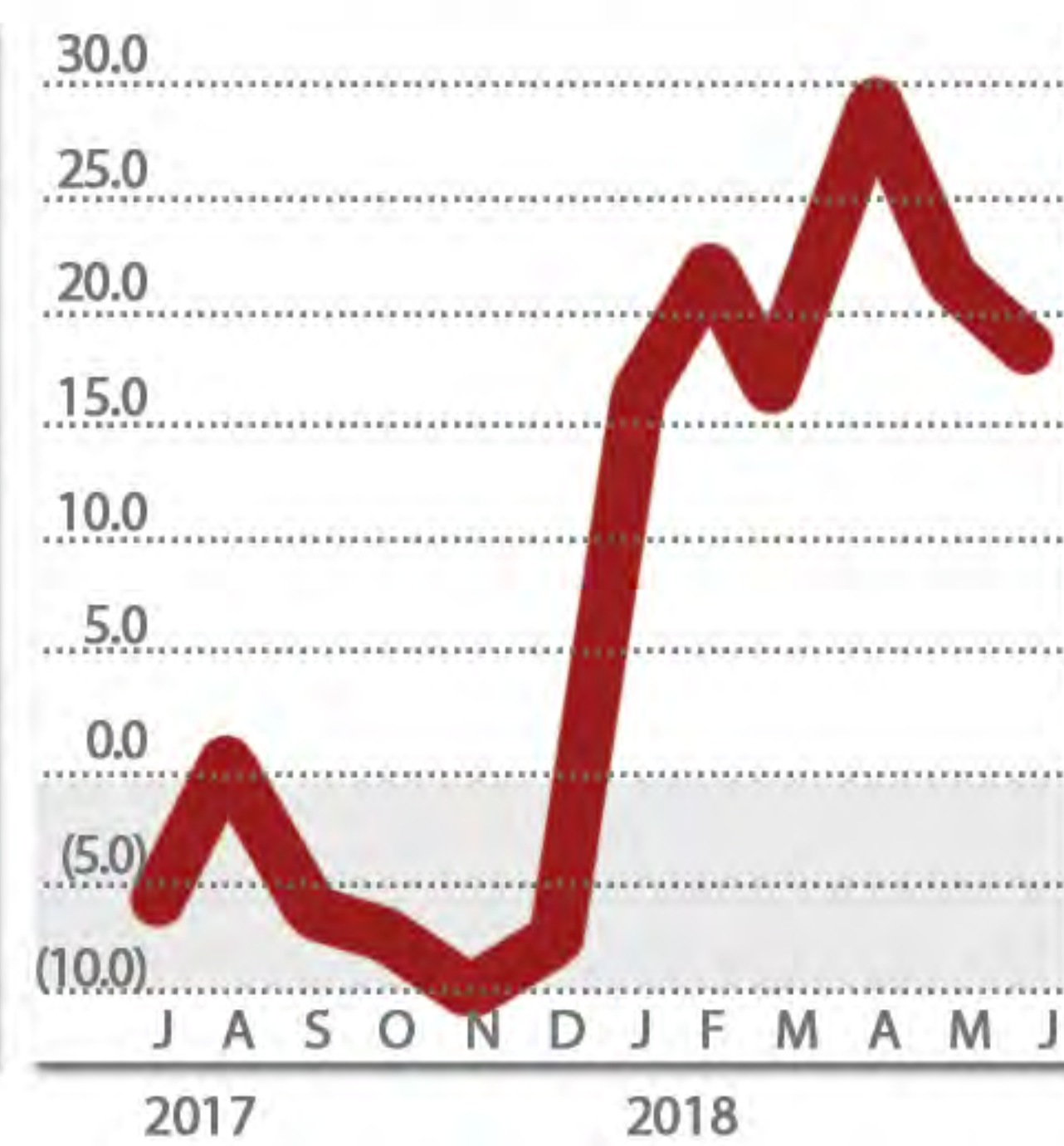
Exchange Rate
(monthly average, P/US\$1.00)



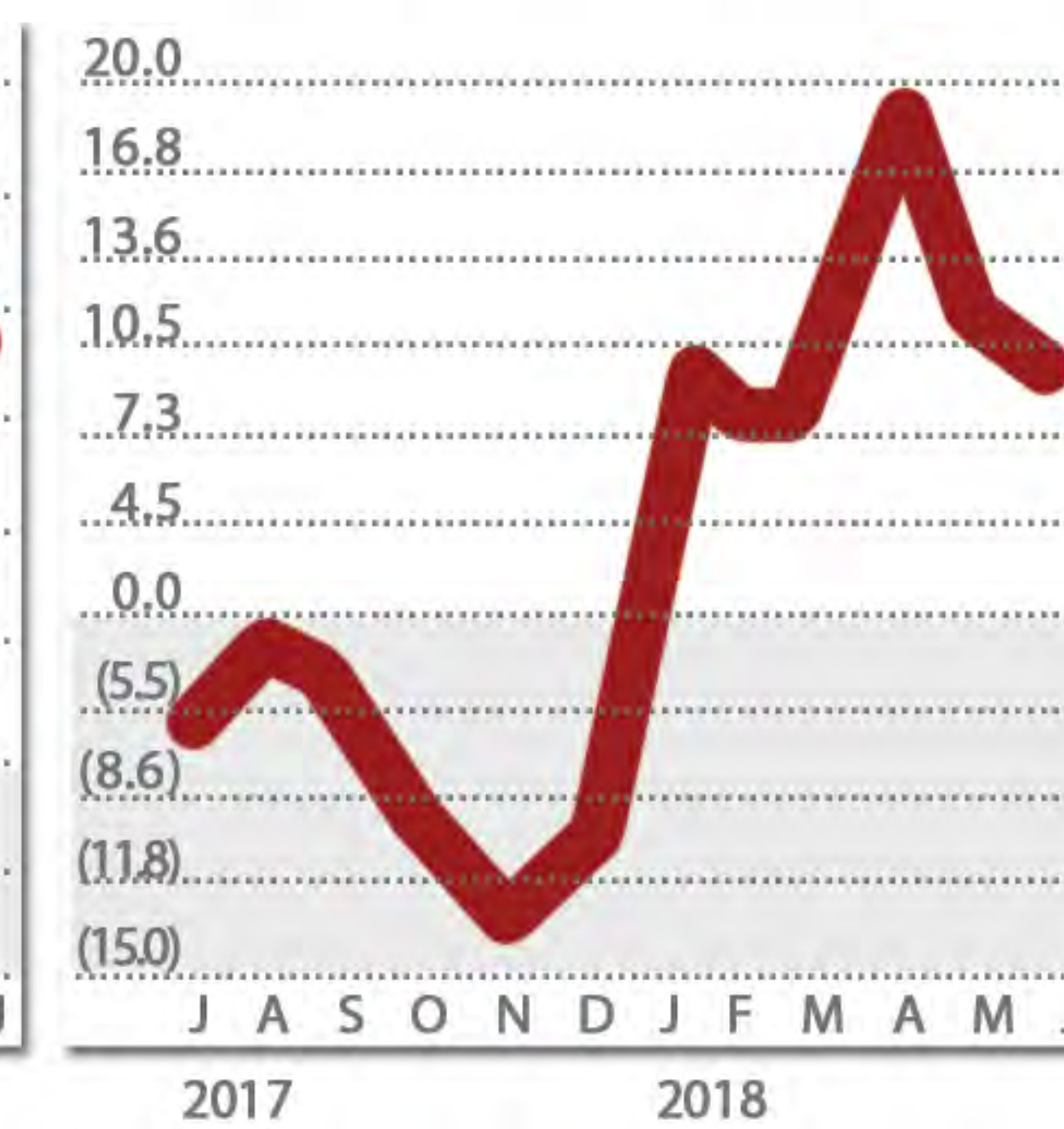
Bank Lending Growth
(vs. same month, year-ago, %)



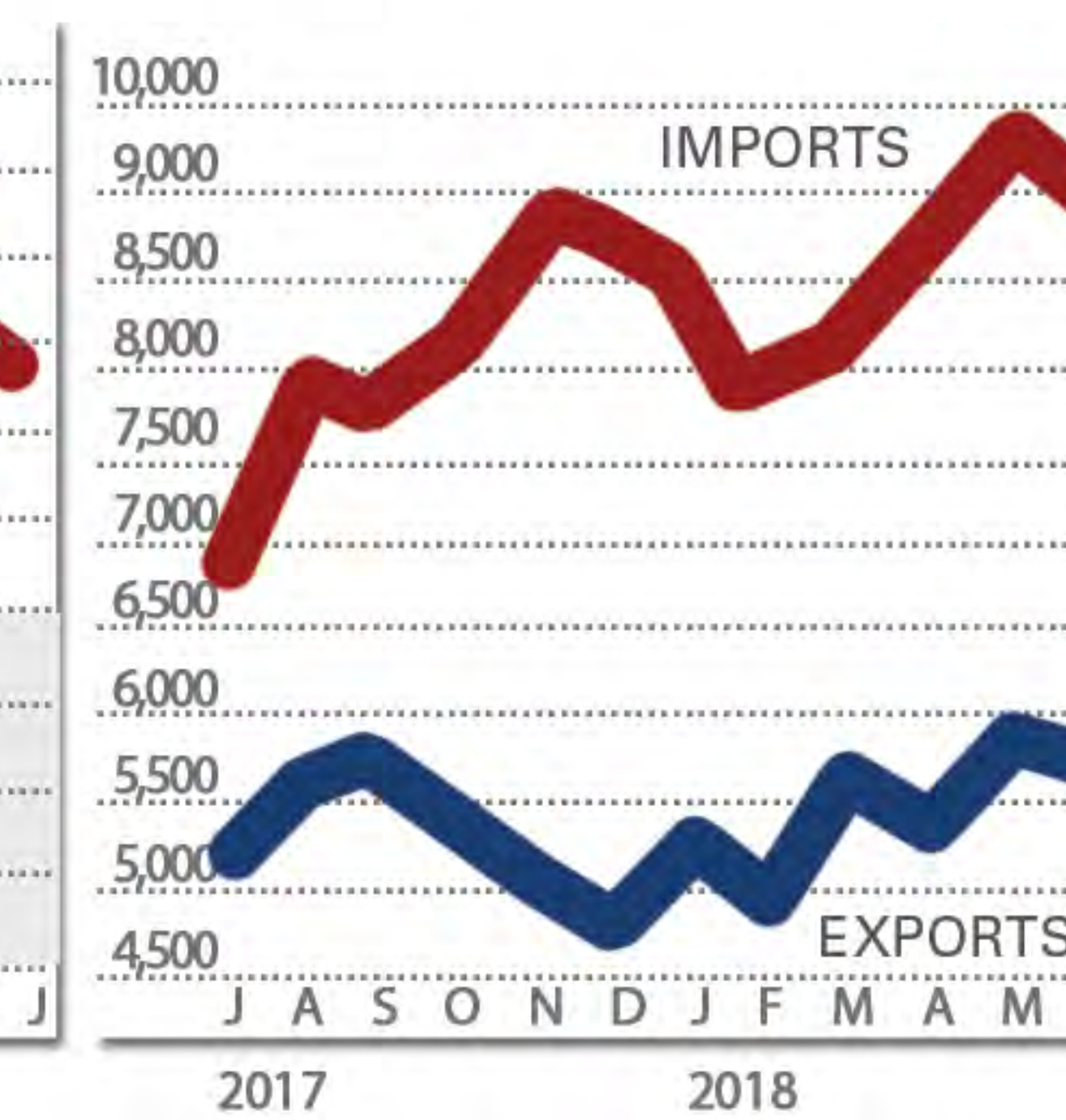
Volume of Manufacturing Production
(vs. same month, year-ago, %)



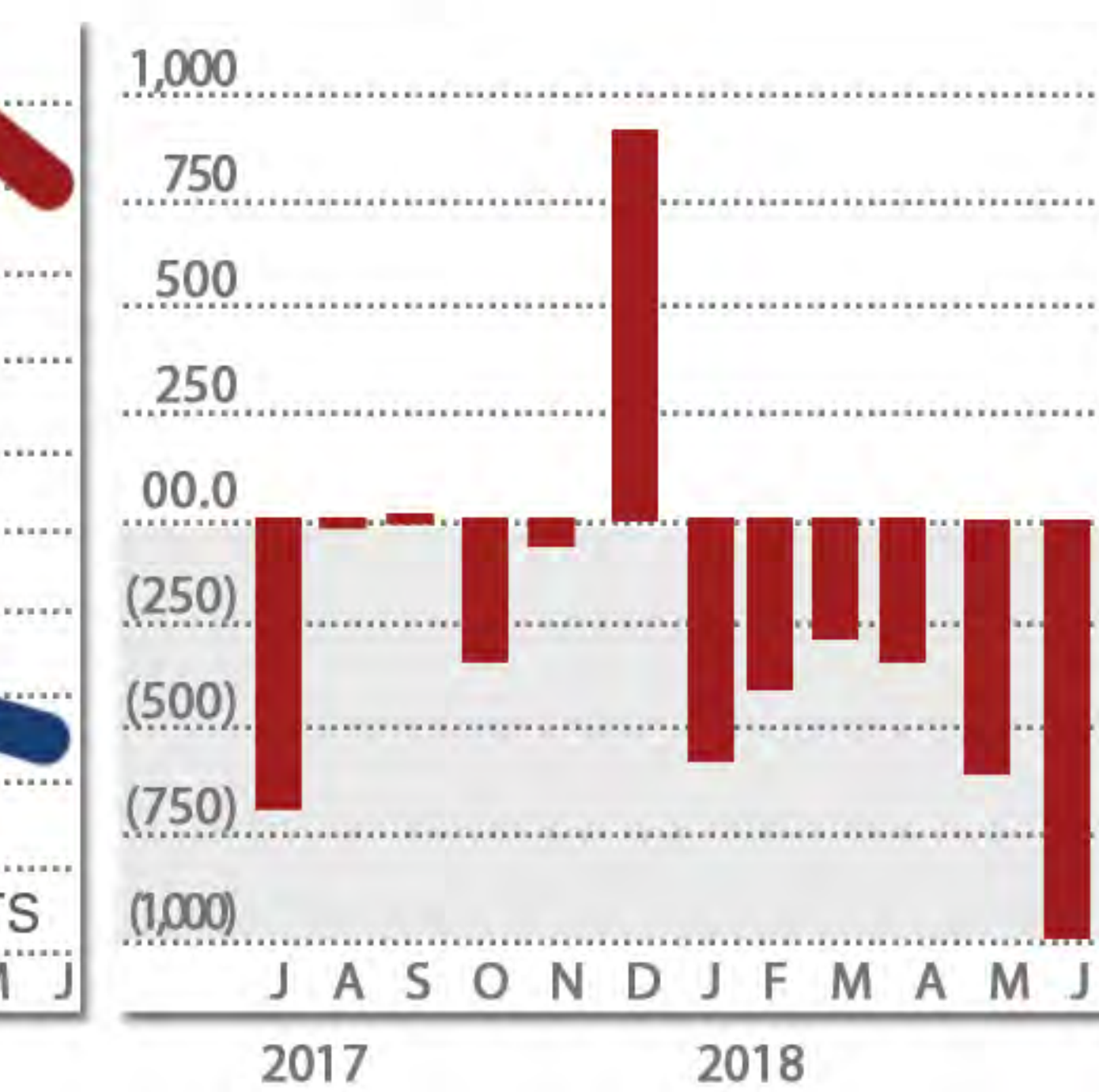
Net Manufacturing Sales Volume
(vs. same month, year-ago, %)



Merchandise Trade
(monthly, in US\$M)



Balance of Payments
(monthly, in US\$M)



AGRICULTURE GROWTH

0.7%
S1 2018

5.6%
S1 2017

↓

INDUSTRY GROWTH

7.0%
S1 2018

6.9%
S1 2017

↑

SERVICES GROWTH

6.7%
S1 2018

6.5%
S1 2017

↑

HOUSEHOLD CONSUMPTION SPEND

5.7%
S1 2018

5.9%
S1 2017

↓

EXPORTS GROWTH

9.8%
S1 2018

19.5%
S1 2017

↓

INFLATION RATE BY REGION
JUL 2018, IN %

NCR	6.5	REGION VII	6.5
CAR	4.1	REGION VIII	5.9
REGION I	5.9	REGION IX	5.5
REGION II	5.9	REGION X	5.4
REGION III	2.7	REGION XI	6.2
REGION IVA	5.9	REGION XII	6.5
REGION IVB	4.0	CARAGA	4.4
REGION V	7.4	ARMM	7.5
REGION VI	6.2		

Source: Philippine Statistics Authority

GROSS REGIONAL DOMESTIC PRODUCT % SHARE

REGION	%
NCR	36.4
CAR	1.8
REGION I	3.1
REGION II	1.7
REGION III	9.7
REGION IVA	16.8
REGION IVB	1.5
REGION V	2.0
REGION VI	4.0
REGION VII	6.4
REGION VIII	2.0
REGION IX	1.9
REGION X	3.7
REGION XI	4.3
REGION XII	2.7
CARAGA	1.2
ARMM	0.6

Source: Philippine Statistics Authority

MBC
MAKATI BUSINESS CLUB
THE FORUM FOR CONSTRUCTIVE IDEAS
www.mbc.com.ph

Research by
MBC Programs & Projects Unit

Design by
Robi F. Del Rosario

2nd Floor
AIM Conference Center
Benavidez Street corner
Trasierra Street
Legaspi Village, 1229
Makati City, Philippines